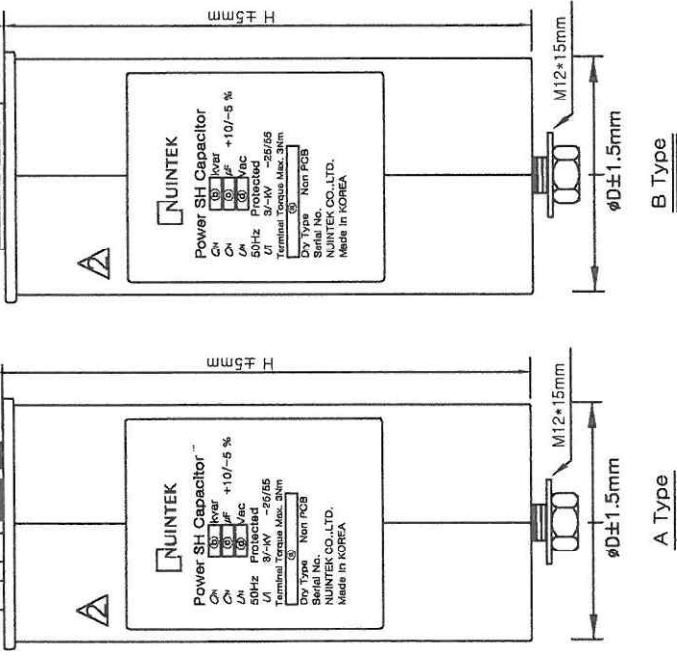
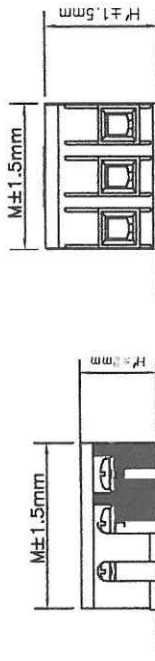
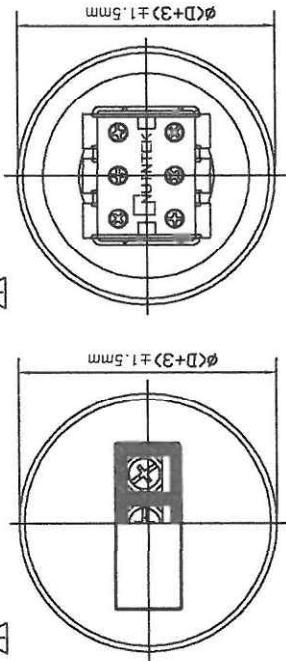




SPECIFICATIONS

- 1. Rated Voltage : See Table
- 2. Rated Frequency : 50Hz
- 3. Installation Place : Indoor type
- 4. Ambient Temperature : -25°C to + 55°C
- 5. Ability : 130% of the Rated Voltage (Less than 1 minute)
- Permissible over Voltage : 130% of the Rated Current
- Permissible over Current : (including combined overvoltages and capacitance)
- 6. Tolerance of Capacitance : -5% to +10% of Rated Value
- 7. Dielectric losses : <0.2W/KVAR
- 8. Total losses : <0.5W/KVAR
- 9. Withstanding Voltage : R.V X 2.15 VAC, 10Sec
- Between Terminal and Terminal : 3000VAC 10Sec
- Between Terminal and Case
- 10. Humidity : 95%
- 11. Climate : Tropicalization
- 12. Altitude : 2000m above sea level
- 13. Discharge Resistor : Reduces Terminals Voltage to 50V or less
- With in one minutes after disconnection
- 14. Insulation Resistance : 1000MegOhm and up at 20°C
- Between Terminal and Case
- 15. Built in Safety Device : Self-healing+Pressure-sensitive
- disconnecter (on all three phases)



수	정	판	수	정	사	합	수	정	사	합	수	정	사	합	수	정	사	합
X	X	X	X	X	X	X	X	X	X	X	X	X	X	X	X	X	X	X
X	X	X	X	X	X	X	X	X	X	X	X	X	X	X	X	X	X	X
X	X	X	X	X	X	X	X	X	X	X	X	X	X	X	X	X	X	X
X	X	X	X	X	X	X	X	X	X	X	X	X	X	X	X	X	X	X
X	X	X	X	X	X	X	X	X	X	X	X	X	X	X	X	X	X	X
X	X	X	X	X	X	X	X	X	X	X	X	X	X	X	X	X	X	X
X	X	X	X	X	X	X	X	X	X	X	X	X	X	X	X	X	X	X

NO.	NUINTEK P/No.	Q _N (kvar)	C _N (μF)	U _N VAC	Dimensions					Type	Remark	
					D	D'	H	H'	M			
1	RNV-25L1276	2.5	127	250	63	66	135	16	45	mm	A	LK25B-001
2	RNV-25L2556	5.0	255	250	76	79	165	35	45	mm	B	LK25B-002
3	RNV-25L5106	10.0	510	250	116	119	160	45	45	mm	B	LK25B-003

SCALE	NAME	SHUNT POWER SH CAPACITORS	
N/S OF PART	DATE	CHECKED	REVIEWED
Dim. mm	Inch	DATE	2018.03.20
DRAWN		SPEC	
CHECKED		APPROVED NO.	
DRAW NO.		MAR-1842	