

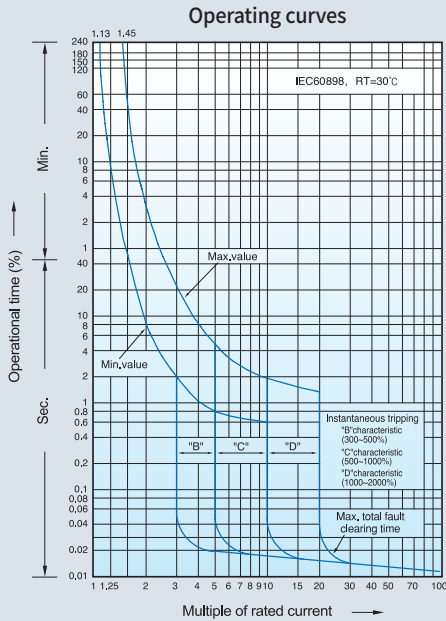
Miniature Circuit Breakers

- Rated current: Up to 63A
- Number of pole: 1~4P
- Standards
 - IEC 60898-1, IEC 60947-2



Type	BKJ63N	BKJ63Nd
Protections	Overload / Short circuit	
Poles	1P, 1P+N, 2P, 3P, 3P+N, 4P	
Rated current In (A)	1, 2, 3, 4, 6, 10, 13, 16, 20, 25, 32, 40, 50, 63	
Rated voltage Ue (V)	1P Pole : 240 / 415Vac 1P+N Pole : 240Vac 2~4 Pole : 415Vac	
Trip characteristics	B, C, D	
Rated insulation voltage (Ui)	500V	
Rated impulse withstand voltage (Uimp)	4kV	
Rated frequency (Hz)	50 / 60	
Rated conditional short-circuit current (kA)	6kA	
Rated residual breaking capacity (kA)	6kA	
Electrical life	10,000	
Mechanical life	20,000	
Protection degree	IP20	
Ambient temperature (°C)	-5°C ~ +40°C	
Mounting	35mm Din-rail	
Tightening torque	2.0N.m	
Terminal	Lug	Lug & Screw
Dimensions (H x D x W)	68×81×18 (1P)	
Accessory	AX, AL, SHT, OVT, UVT	
Standard	IEC 60898-1 / 60947-2	

Characteristics curves



BKJ63N / BKJ63Nd

Temperature compensation table(IEC 60898-1)

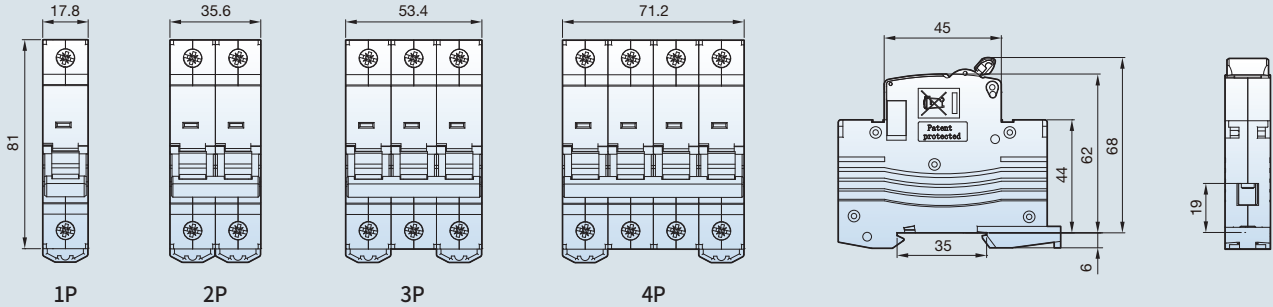
In(A)	20°C	25°C	30°C	35°C	40°C	45°C	50°C	55°C	60°C
1	1.05	1.02	1.0	0.98	0.95	0.93	0.9	0.88	0.85
2	2.08	2.04	2.0	1.96	1.92	1.88	1.84	1.8	1.74
3	3.18	3.09	3.0	2.91	2.82	2.7	2.61	2.49	2.37
4	4.24	4.12	4.0	3.88	3.76	3.64	3.52	3.36	3.24
6	6.24	6.12	6.0	5.88	5.76	5.64	5.52	5.4	5.3
10	10.6	10.3	10.0	9.7	9.3	9.0	8.6	8.2	7.8
16	16.8	16.5	16.0	15.5	15.2	14.7	14.2	13.8	13.3
20	21.0	20.6	20.0	19.4	19.0	18.4	17.8	17.4	16.8
25	26.2	25.7	25.0	24.2	23.7	23.0	22.2	21.5	20.7
32	33.5	32.9	32.0	31.4	30.4	29.8	28.4	28.2	27.5
40	42.0	41.2	40.0	38.8	38.0	36.8	35.6	34.4	33.2
50	52.5	51.5	50.0	48.5	47.4	45.5	44.0	42.5	40.5
63	66.2	64.9	63.0	61.0	58.0	56.7	54.2	51.7	49.2

I1: 113% In, I2: 145% In according to IEC 60898-1

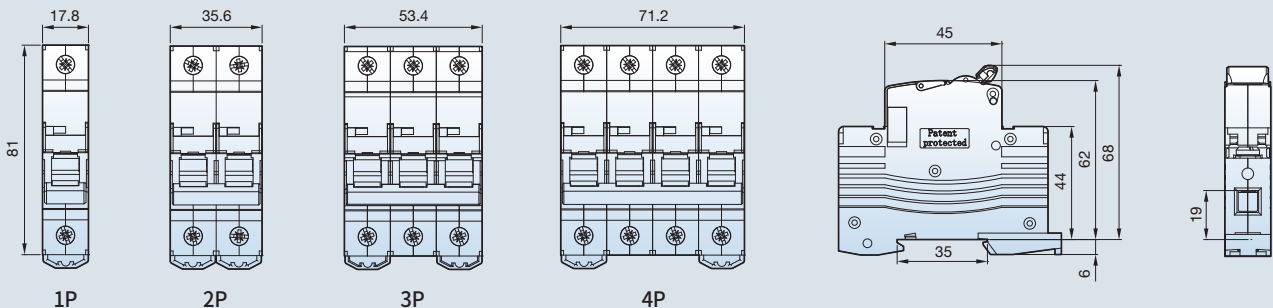
Dimensions

(unit: mm)

BKJ63N



BKJ63Nd



■ **Headquarter**

127 LS-ro (Hogye-dong) Dongan-gu, Anyang-si,
Gyeonggi-Do, 14119, Korea
Tel. 82-2-2034-4848, 4671, 4429 Fax: 82-2-2034-4555



According to The WEEE Directive,
please do not discard the device with your household waste.